



Assemble Proxmark3 kits

Assemble the shell


Step 1



Step 2



Step 3 (optional)






Step 4



Assemble the antenna

There are several ways to assemble the antenna. Here are some examples:





Don't forget to connect the antenna cable.